

STEPS

(1) Durable Plastic Hard Case, Aluminum Support Poles

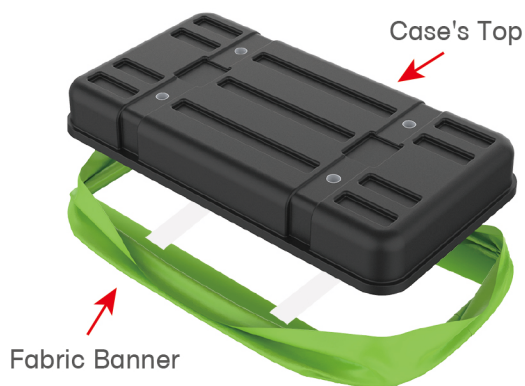


(2) Printed Graphic Fabric Banner



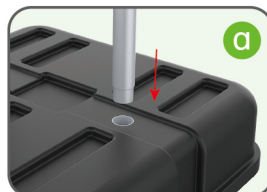
STEP 01

Put hard case's top into fabric banner.



STEP 02

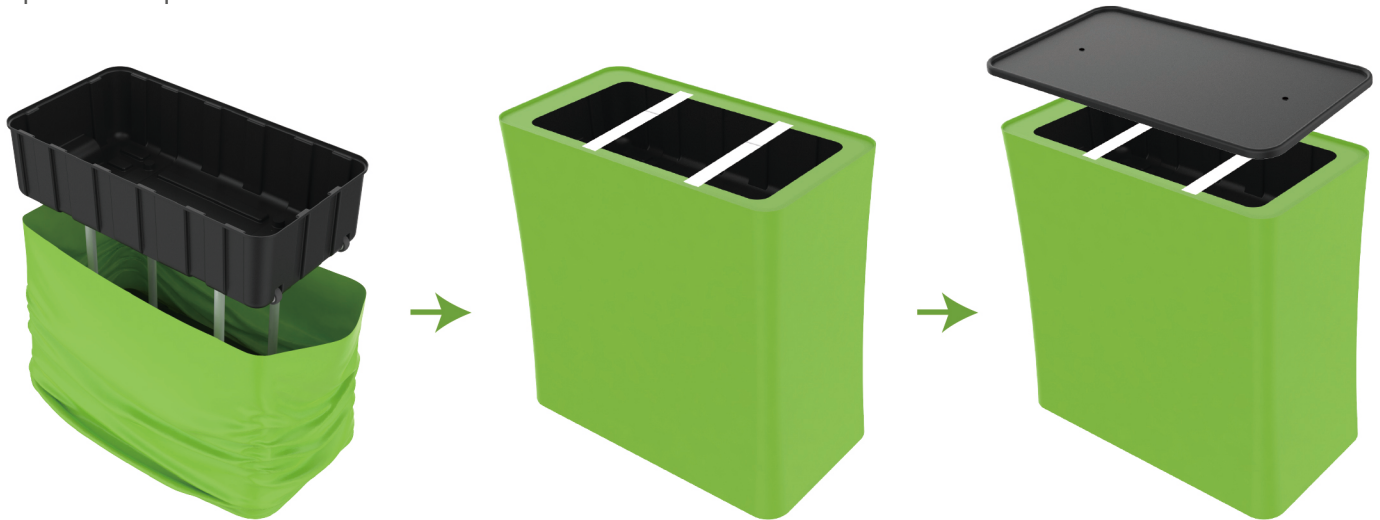
Insert support poles into hard case's top & bottom.



STEPS

STEP 04

Wrap fabric banner from bottom to top & twist it to be smooth, lay hard case's intermediate panel on podium's top.



STEP 05

Wrap up the header with the graphic, place two support poles in the header. Place the header set into the two holes of the lid.

