

STEPS

(1) Durable Plastic Hard Case, Aluminum Support Poles

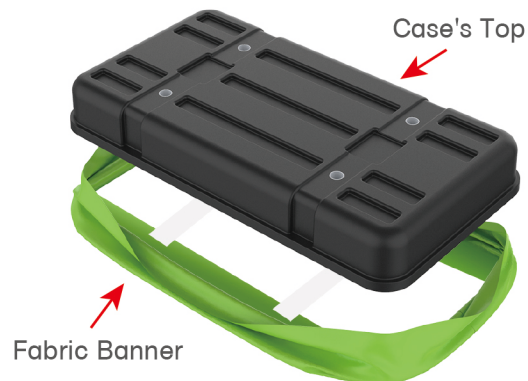


(2) Printed Graphic Fabric Banner



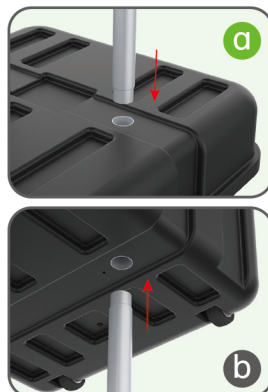
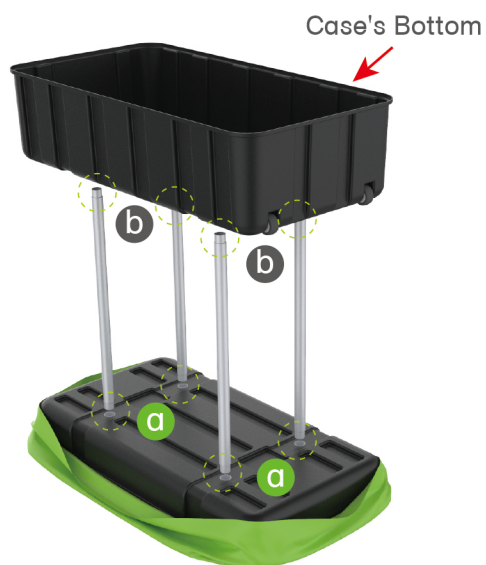
STEP 01

Put hard case's top into fabric banner.



STEP 02

Insert support poles into hard case's top & bottom.



STEPS

STEP 04

Wrap fabric banner from bottom to top & twist it to be smooth, lay hard case's intermediate panel on podium's top.

